

Form 655 Standard



Method of Operating Turntable at  
Sand Creek and Dodge City Yards

**GOOD**  
**SWITCHING PRACTICES**  
(For Guidance of Train, Engine, and Yardmen)

The Atchison, Topeka and Santa Fe  
Railway System

Revised March, 1970

# Operating Instructions

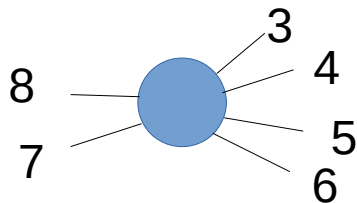
## Turntable Sand Creek Yard

### Control Console Operation

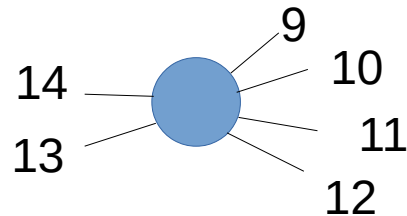
1. Press either Left or Right arrow until display shows 'tr #', (# will be a numeric).
2. Press "Go/Set" one time. Display should flash.
3. Press Left or Right arrow repeatedly until desired track number is displayed.
4. Press "Go/Set" one time. Table will turn to selected track.

Movements onto and off of the table should be made at 4 MPH or less. Final adjustment if needed may be made by lightly touching the bridge end track.

### Track Numbers at Sand Creek



Cabin End



Opposite End

# Operating Instructions

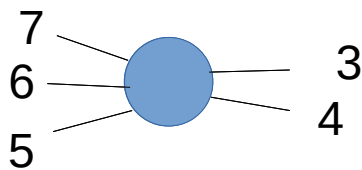
## Turntable Dodge City Yard

### Control Console Operation

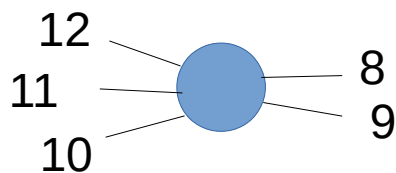
1. Press either Left or Right arrow until display shows 'tr #', (# will be a numeric).
2. Press "Go/Set" one time. Display should flash.
3. Press Left or Right arrow repeatedly until desired track number is displayed.
4. Press "Go/Set" one time. Table will turn to selected track.

Movements onto and off of the table should be made at 4 MPH or less. Final adjustment if needed may be made by lightly touching the bridge end track.

### Track Numbers at Dodge City



Cabin End



Opposite End